



# **Community Eligibility: Continue to Provide Free Meals to All Students for Years to Come**

Allyson Pérez | Child Nutrition Policy Analyst | [APerez@frac.org](mailto:APerez@frac.org)

April 8, 2021 | 3:00pm Eastern

# Agenda for Today's Webinar

---

- Welcome!
- Brief Overview of Community Eligibility
- Speakers
  - John Gaddis, Superintendent of Schools, Somerset County Public Schools
  - Timikel Sharpe, Executive Director of School Nutrition, Bibb County School District
- FRAC CEP Resources



# Community Eligibility Provision (CEP)

## Basics of Community Eligibility

- Allows high-poverty schools to provide free breakfast and lunch to all students without collecting applications
- Schools are reimbursed based on the proportion of low-income children in the school district
- Eligibility and reimbursement is based on the percentage of identified students (ISP)
- Any school district can use this option if at least one of its schools has 40% or more students certified for free meals without an application (called “identified students”)
- “Identified students” include those who are in two categories:
  - Children who are directly certified for free school meals through data matching because their households receive SNAP, TANF, or FDPIR benefits, or, in some states, Medicaid benefits;
  - Children who are certified for free meals without an application because they are homeless, migrant, enrolled in Head Start, or in foster care
- While we are pushing for the extension of summer waivers for SY2021-2022, CEP election is still important to lock in higher ISPs for four years to continue serving as many free meals as possible beyond pandemic

# How Districts can Participate

1. **Individual School** with at least 40% identified students
2. **Group of Multiple Schools**
  - Districts may group schools in any way; no limit on number of groups
  - Each group must have combined ISP of 40% or more
3. **School Districts** can participate as a single group as long as districtwide ISP is 40%

# Grouping Example

ISP is multiplied by a factor of 1.6 to determine the percent of meals that will be reimbursed at the Federal Free rate.

The remaining percent of meals are reimbursed at the Federal Paid rate.

There is no reduced-price category under CEP.

	Identified students	Enrollment	ISP
School 1	60	120	50%
School 2	38	100	38%
School 3	150	200	75%
Group of schools	248	420	59%

Total identified students for group (248)

Total enrollment for group (420)

# CEP By the Numbers SY2020-2021



- 32,632 Schools
- 15.1 million students
- Up 1,965 schools from 2019-2020

# CEP Deadlines for SY2021-2022

---

## Important Deadlines Extended:

CEP Requirement	Annual Deadline	Waiver Deadline
Data Used to Calculate ISP	April 1	Anytime between July 1, 2020, and June 30, 2021
LEA Notification	April 15	June 30, 2021
State Agency Notification	April 15	June 30, 2021
State Agency Publication	May 1	June 30, 2021
Elect CEP for SY 2021-2022	June 30	September 30, 2021

Read more here: <https://www.fns.usda.gov/cn/cep-deadlines-for-nsfp-and-sb>





# John Gaddis

Superintendent of Schools, Somerset  
County Public Schools, Maryland








# Timikel Sharpe

Executive Director of School  
Nutrition, Bibb County School  
District, Georgia

# **Bibb County School Nutrition**

## ***Community Eligibility Provision***

---



**Timikel Sharpe, Executive Director of School Nutrition**

***April 8, 2021***

# Bibb County School District

## Number of Schools

- 36

## Enrollment SY 2021

- Blended Learning – Face to Face and 2 Cohorts
  - ~13,500
- Virtual Learning
  - ~7,721



## CEP Overview

- Established by the Healthy, Hunger-Free Kids Act
- Allows low-income schools to offer meals to all students at no cost, without the need to collect applications
- Reduces the paperwork burden for families and schools



## **CEP in Bibb (2015 – present)**

### **Initial Year**

- SY 15 (Districtwide 99.1%)

### **Recertified**

- SY 2016 (99.12 %)
- SY 2019 (Districtwide (3 Groups ranging from 95.01% - 98.39%))
- SY 2020 (Districtwide 100%)

# Main Thing to Consider

## Financial Impact

- Current percent of Directly Certified Students
- Current percent of Free Students
- Current percent of Reduced Priced Students
  - If the numbers above are high percentages then CEP might be worthwhile and possibly increase your revenue

Note: Any differences between the Federal reimbursement and the cost of operating CEP must be covered with non-Federal funds.

# Some of the Amazing Benefits of CEP

## **Increase in Student Participation**

- Eliminates Sigma
- Increases Access
- Financial Increases and Eliminates Unpaid Balances

## **Improvement in efficiency of operating program**

- No Meal Applications
- Eases the administrative burden
- Multiple options for counting and claiming



# Impact of 2020 – Pandemic on CEP

## **SY 2020 – Waivers**

- Moved to Seamless Summer Option

## **SY 2021 - Waivers**

- Operating Under Seamless Summer Option

# CEP in 2022





# FRAC CEP Grouping Tool



### FRAC's CEP Toolkit

#### Grouping Tool and Financial Calculators

This website allows school districts and other stakeholders to group school for the Community Eligibility Provision (CEP) to maximize participation and the federal funding a school district will receive. To qualify for CEP, a group of schools must have an Identified Student Percentage (ISP) of 40 percent or higher. FRAC has developed these tools to support the implementation of CEP.

- **CEP Grouping Tool:** This tool allows school districts and other stakeholders to strategically group schools to maximize the federal funding a school district will receive if they adopt community eligibility.
- **Break Even Calculator:** Use your ISP and basic information about your school nutrition operations to calculate the participation needed (in breakfast, lunch, supper and/or snack) to break even.
- **District Level Calculator:** Dig deeper to look at expenses and revenue under community eligibility by school type and compare implementing community eligibility to your current operations.

### Login

Username

Password

☐ Remember Me

[Login](#)

**No Account?**

If you or your school district does not already have an account, you can create one here.

[Sign Up](#)


### About FRAC


Food Research and Action Center (FRAC) is the leading national nonprofit organization working to eradicate poverty-related hunger and undernutrition in the United States. FRAC was instrumental in the creation and implementation of the Community Eligibility Provision. FRAC continues to provide technical assistance to school districts, state agencies, and anti-hunger advocates on strategies to successfully implement community eligibility.

### About Community Eligibility

Community eligibility allows high-poverty schools to offer school breakfast and lunch at no cost to all students. Community eligibility reduces administrative paperwork for schools so they can focus on providing healthy meals to help students learn and thrive; increases school meal participation by removing stigma; maximizes federal reimbursements; and makes it easier to implement innovative service models like breakfast in the Classroom. Community eligibility is a win for everyone – administrators, students, families, and school nutrition staff.

For more information on community eligibility, go to <https://frac.org/community-eligibility>



Upload Data View Uploads View Data Support 

Uploads

## Data Uploads for User FRAC

Export

School District Name	Date Uploaded	Upload Name	Enrollment	Average ISP	View Runs	Create Data Sets
Sample 1	2020-01-09	Sample	12,484	1%	View 3 Runs	Create Data Set
Sample 1	2020-01-09	test	12,484	1%	View 1 Runs	Create Data Set
Sample 1	2020-01-09	test	12,484	1%	No Data Sets	Create Data Set
Sample 1	2020-01-09	test	12,484	1%	No Data Sets	Create Data Set
Sample 1	2020-01-09	Sample	12,484	1%	No Data Sets	Create Data Set
Sample 1	2020-01-09	Sample	12,484	1%	No Data Sets	Create Data Set
Sample 1	2020-01-09	Sample	12,484	1%	No Data Sets	Create Data Set
Sample 1	2020-01-09	test	12,484	1%	No Data Sets	Create Data Set

Upload New Data

View at <https://fraccep.org/>

# FRAC CEP Financial Calculators

---



Grouping Tool

Break Even Calculator

District Level Calculator

View Data



## Financial Calculator Tools

While we are working to add these to our website, you can download an Excel version of these three financial calculator tools:

CEP Break-Even Calculator

CEP District Level Calculator


CEP School Level Calculator


© 2021 FRAC CEP Calculator | Powered by Beaver Builder

Contact Us

View at <https://fraccep.org/>

# FRAC CEP Break Even Calculator



[Grouping Tool](#) [Break Even Calculator](#) [District Level Calculator](#) [View Data](#) 

## Break Even Calculator Form

[Edit](#)

1 General Info

2 Breakfast Data

3 Snack Data

4 Lunch Data

5 Dinner Data

6 Labor Expense

7 Other Expenses

Analysis Level

Annual Operating Days \*

Please enter a number from 0 to 365.

Average Daily Student Attendance \*

Please enter a number greater than or equal to 0.

ISP % \*

Please enter a number greater than or equal to 0.

[Next](#)

\* 2021 FRAC CEP Calculator | Powered by Beaver Builder

[Contact Us](#)

View at <https://fraccep.org/>

# FRAC CEP District Level Calculator



[Grouping Tool](#) [Break Even Calculator](#) [District Level Calculator](#) [View Data](#) [🔍](#)

## District Level Calculator: General Information

### General

Geographic Region	<input type="text" value="Contiguous US"/>
Annual Operating Days	<input type="text" value="180"/>
# of School Types	<input type="text" value="7"/>

[Next >>](#)

© 2021 FRAC CEP Calculator | Powered by Beaver Builder

[Contact Us](#)

View at <https://fraccep.org/>



# Making CEP Work with Lower ISPs

- Implement breakfast in the classroom or another alternative school breakfast model to increase participation
- Offer meals after school
- Track daily participation
- Engage students to determine their preferences and get them excited to participate
- Provide appealing high-quality meals
- Promote your program to students, parents, and the community-at-large

Read more at <https://frac.org/wp-content/uploads/making-cep-work-with-lower-isps.pdf>

# FRAC CEP Resources

- [FRAC's Community Eligibility Webpage](#)
- [FRAC's Taking a Fresh Look at Community Eligibility](#)
- [FRAC's Making it Work with Lower ISPs](#)
- [FRAC's Community Eligibility Database](#)
- [USDA's Community Eligibility Resource Center](#)
- [Direct Certification Improves Low-Income Student Access to School Meals: An Updated Guide to Direct Certification](#)
- [FRAC's School District Strategies for Improving Direct Certification](#)
- <https://fraccep.org/>

# Questions?

# Connect With Us!

## Food Research & Action Center

1200 18th Street, NW, Suite 400 | Washington, DC 20036

202.986.2200 | [www.frac.org](http://www.frac.org)



@fractweets



[facebook.com/foodresearchandactioncenter](https://facebook.com/foodresearchandactioncenter)



@fracgram



[linkedin.com/company/ food-research-and-action-center](https://linkedin.com/company/food-research-and-action-center)